



Inspiring youth
to
create a better world

Share Your Voice with the World



February

12TH - 14TH
& 20TH - 22ND

2021

Main Time Zone:
Pacific
Standard Time

March

19TH - 21ST
& 27TH - 29TH

2021

Main Time Zone:
Eastern
Time

May

14TH - 16TH
& 22ND - 24TH

2021

Main Time Zone:
Central Daylight
Time

**2021
ONLINE
CONFERENCE
COMPLETE
REGISTRATION
GUIDELINES**

TABLE OF CONTENTS

2021 ONLINE CONFERENCE COMPLETE REGISTRATION GUIDELINES

Conference Dates	3
Committees & Topics	6
Pricing	9
What's Included	11
Key Dates and Deadlines	13
How to Register in Our Portal	17
Registration Process	24
MMUN Policies	39



Inspiring youth
to
create a better world

2021 ONLINE CONFERENCE COMPLETE REGISTRATION GUIDELINES

Share Your Voice with the World

**CONFERENCE
SCHEDULE**

MMUN ONLINE CONFERENCES DELIVER A FULL TRANSFORMATIONAL EXPERIENCE FOR DELEGATES

The online experience enhances every participant's experience with more opportunities to be heard. We have cut committee sizes in half and added an extra session to the schedule. One 3-hour session every day for 6 interactive days - spread out over two weekends. It is simply the most focused, accessible, and inclusive MMUN experience yet!

	CONFERENCE DAY 1	CONFERENCE DAY 2	CONFERENCE DAY 3	OPTIONAL MMUN CULTURAL PRESENTATION NIGHT	OPTIONAL MEET YOUR FELLOW STUDENT AMBASSADORS	CONFERENCE DAY 4	CONFERENCE DAY 5	CONFERENCE DAY 6
HIGHLIGHTS	<ul style="list-style-type: none"> Icebreakers Rules of Procedure Celebration of Nations Opening Ceremony 	Committee Session Topic 1: <ul style="list-style-type: none"> Opening Speeches Create Subtopic Groups 	Committee Session Topic 1: <ul style="list-style-type: none"> Create Working Papers & Merge Line by Line Action Phase 	Live hosting of videos from the MMUN community. Activities include music, dance, cooking a traditional dish, language demo, or local games/hobbies.	Speed meet-up in committee rooms to complete fun facts about fellow students in your ambassador's booklet.	Committee Session Topic 2: <ul style="list-style-type: none"> Opening Speeches Create Subtopic Groups 	Committee Session Topic 2: <ul style="list-style-type: none"> Create Working Papers & Merge Line by Line Action Phase Record Closing Bureau 	Closing Ceremony & MMUN Celebration Festival
FEBRUARY	12 TH San Francisco 9:00 AM - 12:00 PM PST* <i>Check your time zone*</i>	13 TH San Francisco 9:00 AM - 12:00 PM PST* <i>Check your time zone*</i>	14 TH San Francisco 9:00 AM - 12:00 PM PST* <i>Check your time zone*</i>	16 TH San Francisco 9:00 AM - 12:00 PM PST* <i>Check your time zone*</i>	18 TH San Francisco 9:00 AM - 12:00 PM PST* <i>Check your time zone*</i>	20 TH San Francisco 9:00 AM - 12:00 PM PST* <i>Check your time zone*</i>	21 ST San Francisco 9:00 AM - 12:00 PM PST* <i>Check your time zone*</i>	22 ND San Francisco 9:00 AM - 12:00 PM PST* <i>Check your time zone*</i>
MARCH	19 TH New York 8:00 - 11:00 AM EDT <i>Check your time zone*</i>	20 TH New York 8:00 - 11:00 AM EDT <i>Check your time zone*</i>	21 ST New York 8:00 - 11:00 AM EDT <i>Check your time zone*</i>	23 RD New York 8:00 - 11:00 AM EDT <i>Check your time zone*</i>	25 TH New York 8:00 - 11:00 AM EDT <i>Check your time zone*</i>	27 TH New York 8:00 - 11:00 AM EDT <i>Check your time zone*</i>	28 TH New York 8:00 - 11:00 AM EDT <i>Check your time zone*</i>	29 TH New York 8:00 - 11:00 AM EDT <i>Check your time zone*</i>
MAY	14 th Central Daylight Time US 8:00 - 11:00 AM/14 th China Standard Time 9:00 PM - 12:00 AM <i>* Check your time zone</i>	15 th Central Daylight Time US 8:00 - 11:00 AM/15 th China Standard Time 9:00 PM - 12:00 AM <i>* Check your time zone</i>	16 th Central Daylight Time US 8:00 - 11:00 AM /16 th China Standard Time 9:00 PM - 12:00 AM <i>* Check your time zone</i>	18 th Central Daylight Time US 8:00 - 11:00 AM/16 th China Standard Time 9:00 PM - 12:00 AM <i>* Check your time zone</i>	20 th Central Daylight Time US 8:00 - 11:00 AM/20 th China Standard Time 9:00 PM - 12:00 AM <i>* Check your time zone</i>	22 nd Central Daylight Time US 8:00 - 11:00 AM/22 nd China Standard Time 9:00 PM - 12:00 AM <i>* Check your time zone</i>	23 rd Central Daylight Time US 8:00 - 11:00 AM/23 rd China Standard Time 9:00 PM - 12:00 AM <i>* Check your time zone</i>	24 th Central Daylight Time US 8:00 - 11:00 AM/24 th China Standard Time 9:00 PM - 12:00 AM <i>* Check your time zone</i>

**Please note that each conference is available for all time zones.*

CONFERENCE SCHEDULE



CONFERENCE DAY 1

Delegates meet on day one for an online orientation to get to know one another through introductions, ice-breakers and a review of Rules of Procedure. Delegates also showcase their electronic country displays (i.e. photos, powerpoints, jpegs, etc.) and set up their virtual or physical flags as Zoom backgrounds.

After, a Celebration of Nations kicks off the Opening Ceremony where delegates hear inspirational words from UN Ambassadors along with stories shared by young social entrepreneurs, activists and former delegates. The delegates are inspired and energized for the next days' committee sessions.



CONFERENCE DAY 2

The committee floor opens for delegations to present their speeches for the first topic on the agenda. The delegates express their positions and listen to the opinions of others, engaging in formal and informal discussion, negotiation and collaboration with an aim to produce a draft resolution that will be passed by consensus.



CONFERENCE DAY 3

The committee continues its work on the first topic, meeting in informal small groups to formulate their solutions into working papers which will be molded into the formal wording of a draft resolution. Each small group is facilitated by a Bureau Member. Delegates finish working on Topic One.



PAUSE WITH OPTIONAL ACTIVITIES

- Cultural Presentations will be given by school groups and individuals
- A Speed-meet Game will be held to get to know fellow delegates



CONFERENCE DAY 4

The committee moves into speeches to discuss the second agenda topic. The delegates continue their engaging discussions and negotiations.



CONFERENCE DAY 5

A second draft resolution is produced by the committees and either passed by consensus or voted on. Each committee elects their Closing Bureau, which includes three delegates to represent each topic.



CONFERENCE DAY 6

The conference culminates in the Closing Ceremony to celebrate the accomplishments of all the delegates and listen to the summary presentations of their resolutions, motivational talks by Ambassadors and youth leaders, and inspirational songs by delegates teamed up with Grammy nominated artist Alexander Star. Following the ceremony, delegates have a party-style celebration festival with DJ Ephniko and Alexander Star leading the way. Delegates also participate in Dance Challenges and capture snapshots of their excitement as they meet the entertainers during a "virtual autograph" event.



Inspiring youth
to
create a better world

2021 ONLINE CONFERENCE COMPLETE REGISTRATION GUIDELINES

Share Your Voice with the World

**COMMITTEES
& TOPICS**



Committee Topics and Matrix website pages

..

February
12TH - 14TH
& 20TH - 22ND
2021

Main Time Zone:
Pacific
Standard Time

[VIEW](#)

..

March
19TH - 21ST
& 27TH - 29TH
2021

Main Time Zone:
Eastern
Time

[VIEW](#)

..

May
14TH - 16TH
& 22ND - 24TH
2021

Main Time Zone:
Central Daylight
Time

Understanding Committees



Two delegates together are responsible for both committee topics (no matter the authorship of the position papers).



MMUN suggests that the delegates work together on creating the position papers, since delegates must be familiar with both topics and be involved throughout the negotiation process. MMUN does not control the amount of time spent on each topic, therefore both delegates need to be equally invested in both.



In the case of a delegation with only one delegate, this single representative must submit two position papers. All single delegates must be declared in Step 1.

⚠ Please note:

In online conferences the importance of both delegates being responsible for both topics is enhanced. In particular, delegations working from separate locations during online conferences need to be equally prepared for the discussion topic in order to participate fully.



Inspiring youth
to
create a better world

2021 ONLINE CONFERENCE COMPLETE REGISTRATION GUIDELINES

Share Your Voice with the World

PRICING

Conference Fees

<p>For 6-days of 3-hour sessions (15 Hours)</p> <p>Plus opening and closing as well as optional activities</p>	\$ 260. USD	Country Selection Fee for all School Delegations (one time only, paid at the School level)
	\$ 100. USD	Discounts available for “mini” delegations of 1 or 2 students only
	\$ 475. USD	Conference Package (for each delegate) discounted from \$ 525. for COVID-19
	FREE PARTICIPATION	For School Delegation Observers
	- \$ 50. USD	Discount credited to delegates attending more than one conference during the school year





Inspiring youth
to
create a better world

2021 ONLINE CONFERENCE COMPLETE REGISTRATION GUIDELINES



Share Your Voice with the World

WHAT'S INCLUDED

The cost of the conference package includes:

Access to all of the main and optional events associated with the conference.



COMMITTEE SESSIONS

- Reduced committee sizes (in many cases, up to 50% as compared to onsite conferences)
- An extra committee session meeting (as compared with onsite conferences)
- Increased bureau to delegate ratio (a minimum of 4 bureau members)
- Coordination, scheduling, and support of the members of the bureau
- Specialized online procedures



CREATION OF CONFERENCE COLLATERAL

- “My Fellow Ambassadors” booklet, to share with all the delegates
- Conference program book
- Certificates of delegate participation
- Creation of yearbook after the conference



PREPARATION FOR CONFERENCE

- Registration portal, website
- Training materials for schools and delegates
- Webinars on special skills, details, and new formats (e.g. cyberbullying, press corps, UN topics, etc).



CEREMONIES

- Opening ceremony/celebration of nations and closing ceremony events
- Creation of closing bureau speeches for the Closing Ceremony
- Coordination with the UN and Mission Ambassadors on speeches, communicating delegate questions and communication for conferences



SUPPORT

- Streaming costs to allow observers to watch delegates in committee
- Social activities software to allow large scale interaction (e.g. in May 2020 MMUN used Crowdcast for all social and ceremonies)
- Staff support leading up to and including the conference, with regular updates and management of position paper process
- Dedicated technical support in each committee



SPECIAL ACTIVITIES

- Entertainment costs for artists
- Showcase of delegate work on flags, country display boards, video projects, etc.
- Production of video & hosting of:
 - MMUN Cultural Presentation event
 - “Meet Your Fellow Delegates,” optional event
 - Celebration Festival after the Closing event
 - Songwriting workshop on an SDG



Inspiring youth
to
create a better world

2021 ONLINE CONFERENCE COMPLETE REGISTRATION GUIDELINES

Share Your Voice with the World

KEY DATES
AND DEADLINES

Feb 12TH-14TH and 20TH-22ND 2021 Conference

Registration Opens	September 9 TH , 2020
Delegation Freeze	At the time of registration
Registration Closes	November 10 TH , 2020 <i>Contact info@montessori-mun.org to see if late registration is possible</i>
Conference Payment Deadline	December 10 TH , 2020
Position Paper Deadline	December 10 TH , 2020
Time Zones	Pacific Standard Time (Main Time Zone*) San Francisco 9:00 AM PST Houston 11:00 AM CST New York 12:00 PM EST Rome 6:00 PM CET

* Please note that each conference is available for all time zones.

March 19TH- 21ST and 27TH- 29TH 2021 Conference

Registration Opens	September 11 TH , 2020
Delegation Freeze	At the time of registration
Registration Closes	November 10 TH , 2020 <i>Contact info@montessori-mun.org to see if late registration is possible</i>
Conference Payment Deadline	December 10 TH , 2020
Position Paper Deadline	January 22 ND , 2021
Time Zones	<p>Eastern Time (Main Time Zone*)</p> <p>New York 8:00 - 11:00 AM EDT</p> <p>Lima 7:00 - 10:00 AM PET</p> <p>Houston 7:00 - 10:00 AM CDT</p> <p>London 12:00 - 3:00 PM GMT</p> <p>Rome 1:00 - 4:00 PM CEST</p> <p>Manila 8:00 - 11:00 PM PHST</p> <p>Shanghai 8:00 - 11:00 PM CST</p>

* Please note that each conference is available for all time zones.

May 14TH-16TH and 22ND-24TH 2021 Conference

Registration Opens	January 15 TH , 2021
Delegation Freeze	At the time of registration
Registration Closes	March 1 ST , 2021 <i>Contact info@montessori-mun.org to see if late registration is possible</i>
Conference Payment Deadline	March 1 ST , 2021
Position Paper Deadline	April 2 ND , 2021
Time Zones	Central Daylight Time (Main Time Zone*) Houston 8:00 AM CDT Manila 9:00 PM PHST Rome 3:00 PM CEST New York 9:00 AM EDT Shanghai 9:00 PM CST

* Please note that each conference is available for all time zones.

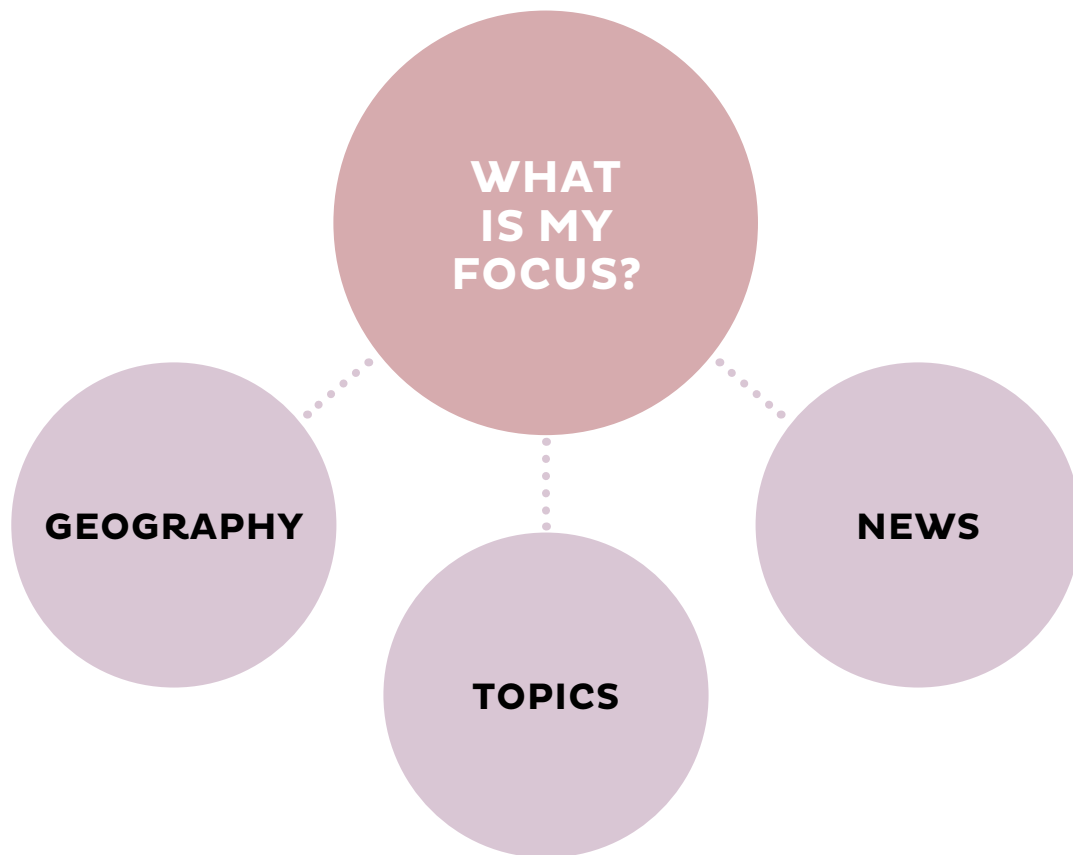


Inspiring youth
to
create a better world

2021 ONLINE CONFERENCE COMPLETE REGISTRATION GUIDELINES

Share Your Voice with the World

**HOW TO REGISTER
IN YOUR PORTAL**



How shall I decide on a country?

- Student Interest?
- Country or region with high interest in the news?
- Countries in the same region?
- Countries in a different region?
- Specific topics to be covered, including Security Council?
- Personal connection with/families from a region?
- Country or region aligned with school curriculum?
- Region similar to one we chose last year?
- Country or region similar to our own?

Country Selection

Silver Lining

The value of your experience should be determined by the process itself and not by the country. In fact, many teachers have told us that their most surprisingly interesting experiences have been associated with smaller, lesser known countries.

Caution

Be prepared with a number of options, as your first choices may not be available at the time of your registration. Seconds count when registration opens for many conferences. Do not make any promises to students or appointments at embassies until your registration for step I has been finalized.

Country selection from topic considerations


COMMITTEE TOPICS

COUNTRIES FROM SAME REGIONAL GROUP

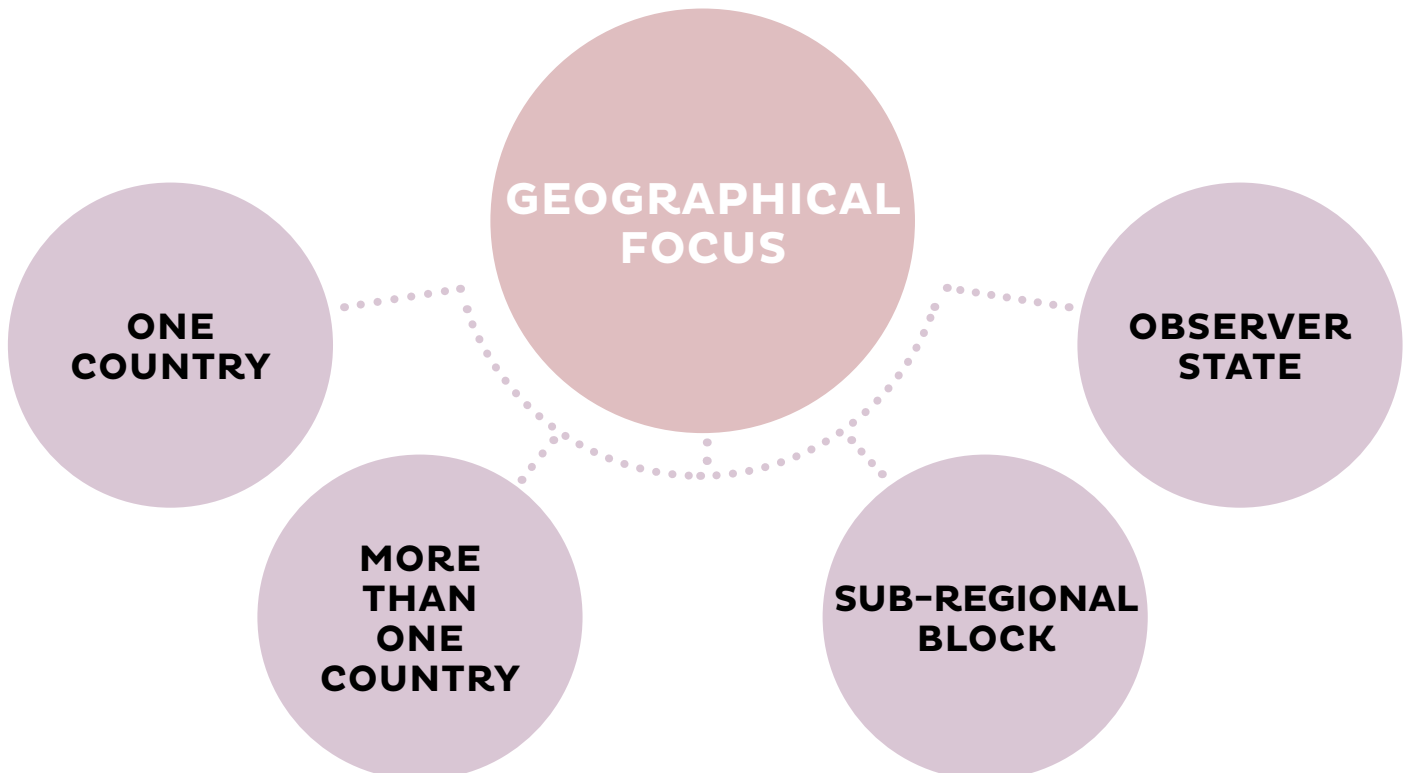
COUNTRIES FROM DIFFERENT REGIONAL GROUPS - TO COMPARE/ CONTRAST POSITIONS

Details on the topics

- You can obtain topic descriptions from the website for committees on the relevant conference page.
- Full background guides will be available in your portal after you reserve your country.



Country selection from geographical considerations



Developing a strategy for country selection based on the committee/topic(s)

REVIEW THE TOPICS OF EACH COMMITTEE

CHECK OUT THE MATRIX

IDENTIFY COUNTRIES IN THOSE COMMITTEES

Selection Requirements for Country Delegations and Press Corps

DELEGATE NUMBERS FOR EACH COUNTRY, OBSERVER STATE, OR PRESS CORPS AGENCY

- Matrix provides delegate numbers.
- Two delegates per committee for each country (incl. Observer States) or for each Press Agency.

Read more about [Press Corps](#)

Read more about [Cyberbullying Committee](#)

Please note that the Cyberbullying Committee has four delegates for school representation on the Cyberbullying Committee.

EACH COMMITTEE HAS TWO TOPICS

- Both delegates in the committee must be familiar with both topics.

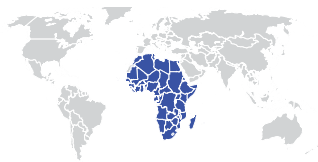
ALL THE DELEGATE SEATS MUST BE FILLED IN ALL THE COMMITTEES FOR THAT COUNTRY SELECTION

- If you have an odd number of delegates, one delegate must represent the country by her/ himself and write two position papers to cover both topics (declared in Step 1).

Understanding the Matrix

ONLINE CONFERENCE DECEMBER 2020 UPPER ELEMENTARY MATRIX, COMMITTEES AND TOPICS

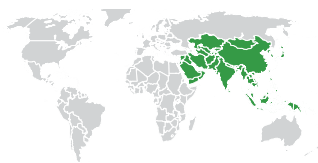
AFRICAN GROUP



UN MEMBER STATE (SHORT NAME)

UN MEMBER STATE (SHORT NAME)	COMMITTEES			
	Number of Delegates per Committee			
	UE ECOSOC	UE SOCHUM	UE FAO	Max UE Delegates
Congo	2	2	2	6
Egypt		2	2	4
Gabon	2			2
Gambia		2	2	4
Kenya			2	2
Libya	2	2		4
Niger			2	2
Rwanda	2	2		4
South Africa	2		2	4
Uganda	2	2	2	6

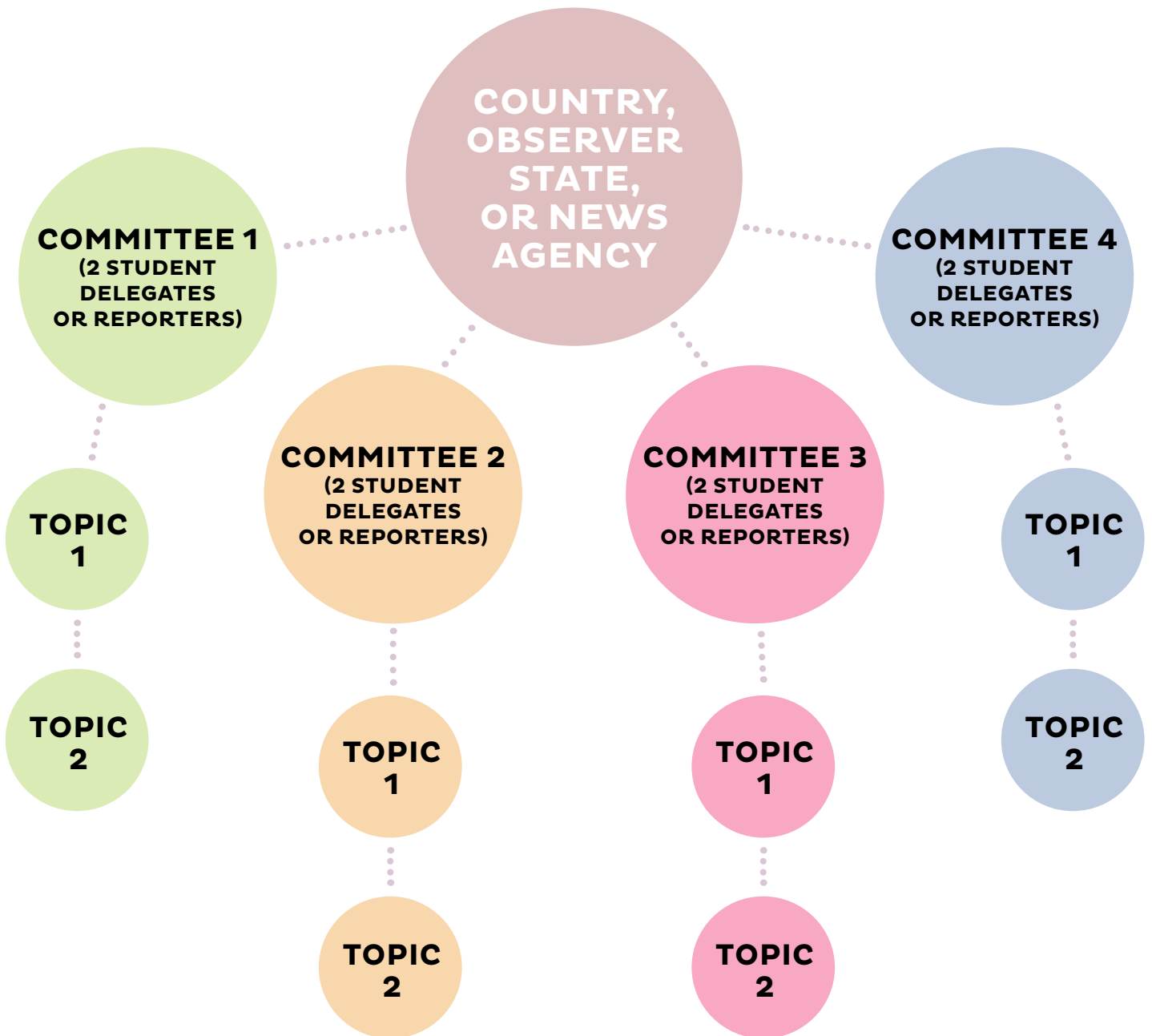
ASIA-PACIFIC GROUP



UN MEMBER STATE (SHORT NAME)

UN MEMBER STATE (SHORT NAME)	COMMITTEES			
	Number of Delegates per Committee			
	MS ECOSOC	MS SOCHUM	MS FAO	Max MS Delegates
Bhutan		2		2
Cambodia			2	2
China	2		2	4
Cyprus		2		2
Iran (Islamic Republic of)	2			2
Kuwait		2		2
Mongolia		2	2	4
Pakistan	2	2	2	6
Saudi Arabia	2			2

Navigating the Matrix



Registration Process



1 **A** **SCHOOL
REGISTRATION
AND COUNTRY
SELECTION**



1 **B** **COUNTRY
COMMITTEE
CONFIRMATION
PAGE**



2 **A** **DELEGATION
CONFERENCE
PACKAGE
PAYMENT**



2 **B** **PARTICIPANT
DATA
ENTRY**



3 **FINAL DETAILS TO JOIN
MMUN**

REGISTRATION STEPS

STEP 1A (SCHOOL REGISTRATION AND COUNTRY SELECTION)



WHAT YOU NEED:

- 1. Log-in credentials for your user portal. If not already created, you will need to first create the credentials which is part of the registration process.
- 2. School and teacher coordinator information (address, phones numbers, etc.)

Your Name (Person Completing Registration Process) *	
<input type="text"/>	<input type="text"/>
First	Last
School Name *	
<input type="text"/>	
Address *	
<input type="text"/>	
Street Address	
<input type="text"/>	
Address Line 2	
<input type="text"/>	<input type="text"/>
City	State / Province / Region
<input type="text"/>	<input type="text"/>
ZIP / Postal Code	Country
Phone Number Country Code	

REGISTRATION STEPS

STEP 1A (SCHOOL REGISTRATION AND COUNTRY SELECTION)



- 3. **Number of participants (delegates) to be able to properly select your country.**
 - You can only hold a country or countries that support your total number of delegates (minus '1' if you have an odd number of delegates).
 - a. If you have an odd number of delegates, one of your delegates will be in a committee on their own, and will be required to research and present a position paper on both topics.

Select the Grade Level of your Student Delegates *

Upper Elementary

Middle School

Youth Impact Forum

of Delegates (Upper Elementary Level)

If you have an odd number of students, you need to choose a country with the higher even number of delegates. In this case, you will have a single delegate for one committee and that delegate will be responsible for preparing on both committee topics.

of Upper Elementary Observers
(i.e. any adult or child which accompanies the school delegation. A child observer can include an accompanying family member or a school student who wishes to experience the conference without participating as a full delegate)

of Delegates (Middle School Level)

If you have an odd number of students, you need to choose a country with the higher even number of delegates. In this case, you will have a single delegate for one committee and that delegate will be responsible for preparing on both committee topics.

of Middle School Observers
(i.e. any adult or child which accompanies the school delegation. A child observer can include an accompanying family member or a school student who wishes to experience the conference without participating as a full delegate)

- Spots are reserved by making the non-refundable 'Country Selection Fee' upon submission of the step.

REGISTRATION STEPS

STEP 1A (SCHOOL REGISTRATION AND COUNTRY SELECTION)



School Fee

Pay the school fee (flat fee per school group) *

Price: \$260.00

Choose A Payment Option

PayPal

Credit Card

Wire Transfer



- Please note, if your delegation size changes, you will be required to also change your country selection to match your delegate numbers. If you are adding participants, you will need to select additional countries (if no countries are available, the conference is sold out and you will be unable to add delegates to your delegation), to satisfy your numbers. You will need to release the country or countries you had originally chosen, and then make new country selections to match your new delegate numbers.
- For this reason, the original delegate number confirmation is extremely important because, unfortunately this does happen, and delegations will then be forced to begin researching a new country. For example, if you originally had '10' delegates, and you were holding a 10-spot country, and now your delegation has decreased to '8' delegates, you will need to release that 10-spot country and select countries that total 8-spots (if available). This is done so that we do not run out of spots/countries for schools to choose, as MMUN must fill up every delegate spot.
- Please be aware that one teacher coordinator may prepare and manage up to 35 student delegates. Although observer and certified 'MMUN Teacher Coordinators may participate free of charge; they still need to be registered with MMUN through the registration system. Only these people will be supplied with the links for streaming of the online conference sessions.

REGISTRATION STEPS

STEP 1A (SCHOOL REGISTRATION AND COUNTRY SELECTION)



- 4. Credit card to pay the ‘Country Selection Fee.’ Please note, your country selections are not secured until your payment is received.
- 5. If you are paying via a wire transfer, you must send the wire-confirmation from your bank to info@montessori-mun.org proving the funds have been transferred within ‘3’ business days.
 - If this confirmation is not sent to info@montessori-mun.org, your countries will be automatically released back into the pool for other schools to select. You will not have any selected countries and thus risk not participating in the conference if a sell-out occurs.

Please agree to terms and conditions: *

I agree to the above terms and conditions

SUBMIT



HOW LONG YOU NEED:

- If you have the information above, ‘Step 1a’ can be completed rather quickly (approximately 5-10 minutes).

REGISTRATION STEPS

STEP 1B (COUNTRY COMMITTEE CONFIRMATION PAGE)

DISEC
ECOFIN
FAO
SOCHUM



WHAT YOU NEED:

- 1.
This step merely confirms your committees based on the country selections made in 'Step 1a.'
- This is particularly important if you have an odd number of delegates. If you have an odd number of delegates, you will need to indicate which committee will contain only "1" delegate. This is done so that we release spots in the committee to other delegates.



HOW LONG YOU NEED:

- If you have the information above, 'Step 1b' can be completed rather quickly (approximately 2-5 minutes).

REGISTRATION STEPS

STEP 2A (DELEGATION CONFERENCE PACKAGE PAYMENT)



WHAT YOU NEED:

- 1.
Credit card to begin the payment process for the 'Participant Fees.' All payment amounts will auto-populate based on the participants entered in 'Step 1a' of your registration.
- 2.
Full payment is not necessary initially, and you can make partial payments toward your total by simply altering the 'Amount to Pay' box located at the bottom of the screen. You are able to then go back into this step to make another payment via the same or different credit card. This also allows the teacher coordinator to collect multiple credit cards and make multiple payments towards the balance owed.
- 3.
Please make sure you have completed all payments for the conference package within the deadline, to avoid liability fees (please see conference deadlines for confirmation of the date for your conference).
- 4.
Please note, the teacher coordinator must be directly responsible for this step. MMUN is not responsible for any changes that are made within your user portal. MMUN also does not make any changes to any user portal without the permission of the teacher coordinator.
- 5.
If you are paying via a wire transfer, you must send the wire-confirmation from your bank to info@montessori-mun.org proving the funds have been transferred. This must be done within '3' business days.



HOW LONG YOU NEED:

- If you have the information above, 'Step 2a' can be completed rather quickly (approximately 5-10 minutes), depending on the size of your group and how many payments you are making.

REGISTRATION STEPS

STEP 2A (DELEGATION CONFERENCE PACKAGE PAYMENT)



Pricing And Payment

Total Participants From Step 1 (Includes: Teacher Coordinator + Delegates + Observers)

Delegate(s) Fee Total

Amount of Delegates	Flat Fee Per Person	Total
<input type="text" value="4"/>	<input type="text" value="\$475.00"/>	<input type="text" value="\$1,900.00"/>

Observer(s) Fee Total

Amount of Observers	Flat Fee Per Person	Total
<input type="text" value="2"/>	<input type="text" value="\$0.00"/>	<input type="text" value="0"/>

Teacher Coordinator(s) Fee Total

Amount of Teacher Coordinators	Flat Fee Per Person	Total
<input type="text" value="1"/>	<input type="text" value="\$0.00"/>	<input type="text" value="0"/>

Late Fees

Late Fee Assessed On Unpaid Amount

REGISTRATION STEPS

STEP 2A (DELEGATION CONFERENCE PACKAGE PAYMENT)



Pay Participant Fees

Please Agree: *

I acknowledge all the terms and conditions on the home conference page and terms of use, including deadlines for payment, refund policies, and late penalties. Moreover, registration for Step 2 is ONLY complete upon all conference fees being paid in full.

Total

Paid

Amount To Pay *

Choose A Payment Option *

When paying with PayPal: Please ensure to click on "RETURN TO MERCHANT" on the PayPal website after your payment has been processed.

Credit Cards

PayPal

Wire Transfers

Purchase Email *

SUBMIT

REGISTRATION STEPS

STEP 2B (PARTICIPANT DATA ENTRY)



WHAT YOU WILL NEED:

- I.
You will need all the details on all your participants to complete this step.
 - a.
Name as on passport or legal documentation.
 - This is needed for security purposes
 - Please also ensure that the spelling is correct in this section of the website (double and triple check).
 - You are able to swap out participants until the final date that registrations are accepted for the conference.
 - b.
Email of each participant is inserted to help us contact the delegate directly if an urgent need arises during committee sessions. All other contact by MMUN will be made directly with the teacher coordinator.
 - c.
Gender and date of birth for each participant (teacher coordinators, delegates, and observers).

REGISTRATION STEPS

STEP 2B (PARTICIPANT DATA ENTRY)



Participant Names

Please enter names as written on government issue photo-ID. Also, if there are participants that have the same name, the middle name entered must be different, making the participant unique.

Enter Participant Information

Teacher Coordinator Or Group Leader

First Name	Middle Name	Last Name	Sex	Date of Birth	Email	Group Leader
<input type="text"/>	<input type="text"/>	<input type="text"/>	<input type="text" value="v"/>	<input type="text"/>	<input type="text"/>	<input type="text" value="Y"/> <input type="text" value="v"/> <input type="text" value="+"/>

Upper Elementary (Delegates)

First Name	Middle Name	Last Name	Sex	Date of Birth	Email
<input type="text"/>	<input type="text"/>	<input type="text"/>	<input type="text" value="v"/>	<input type="text"/>	<input type="text" value="+"/>

Middle School (Delegates)

First Name	Middle Name	Last Name	Sex	Date of Birth	Email
<input type="text"/>	<input type="text"/>	<input type="text"/>	<input type="text" value="v"/>	<input type="text"/>	<input type="text" value="+"/>

Upper Elementary (Observers)

First Name	Middle Name	Last Name	Sex	Date of Birth	Email
<input type="text"/>	<input type="text"/>	<input type="text"/>	<input type="text" value="v"/>	<input type="text"/>	<input type="text" value="+"/>

Middle School (Observers)

First Name	Middle Name	Last Name	Sex	Date of Birth	Email
<input type="text"/>	<input type="text"/>	<input type="text"/>	<input type="text" value="v"/>	<input type="text"/>	<input type="text" value="+"/>



HOW LONG YOU NEED:

- If you have the information above, 'Step 2b' can be completed rather quickly (approximately 15-30 minutes), depending on the size of your group.

REGISTRATION STEPS

STEP 3 (COMMITTEE ASSIGNMENTS AND POSITION PAPER UPLOAD)



WHAT YOU NEED:

- You will need to know which delegate you assigned to which committee based on the country you selected.
 - The 'Conference Matrix' will detail which country sits on which committee (see below). This step formally assigns your delegates to committees, so MMUN knows which delegates will be in placed in respective committees for the country you have chosen.
- You will need to upload a completed 'Position Paper' for each delegate in your delegation.
 - Please note if you have an odd number of delegates, '1' of your delegates would have needed to research and complete both topics. This would mean '2' position papers for that delegate/committee will need to be uploaded.
 - Please be aware of the plagiarism policy for position papers.
 - Uploads will be done through your portal.

ASSIGN DELEGATES TO COMMITTEES

Upper Elementary

Country	Committee	Delegate	Upload Papers	Design Contest Entry (Optional)	Delegate Attending?
Algeria	SOCHUM	▼	Choose File No file chosen	Choose File No file chosen	Yes ▼
Algeria	SOCHUM	▼	Choose File No file chosen	Choose File No file chosen	Yes ▼

Middle School

Country	Committee	Delegate	Upload Papers	Design Contest Entry (Optional)	Delegate Attending?
Chad	SOCHUM	▼	Choose File No file chosen	Choose File No file chosen	Yes ▼
Chad	SOCHUM	▼	Choose File No file chosen	Choose File No file chosen	Yes ▼
Chad	FAO	▼	Choose File No file chosen	Choose File No file chosen	Yes ▼
Chad	FAO	▼	Choose File No file chosen	Choose File No file chosen	Yes ▼

REGISTRATION STEPS

STEP 3 (COMMITTEE ASSIGNMENTS AND POSITION PAPER UPLOAD)



- Any ‘Design Contest’ submissions will also be needed (optional).
- Please be aware of the plagiarism policy for the design contest. Designs must be original.
- Please create an expression of the Conference’s SDG:
 - 2021 FEBRUARY ONLINE - ZERO HUNGER SDG 2
 - 2021 MARCH ONLINE - DECENT WORK AND ECONOMIC GROWTH SDG 8
 - 2021 MAY ONLINE - NO POVERTY SDG 1
- Uploads will be done through your portal.



HOW LONG YOU NEED:

- If you have the information above, ‘Step 3’ can be completed in approximately 15-60 minutes, depending on the size of your group and on how many of the above “optional” tasks are completed.

Optional Events to be Submitted by the Step 3 deadline



- **‘MMUN Cultural Presentations’ submissions will also be needed (optional).**
 - Delegates create a video of a cultural aspect from their country - the possible activities include music, dance, cooking a traditional dish, a language demo, or local games/hobbies. These 2-minute cultural presentations will be streamed with a live host and include opportunities for individual “shout-outs” by the delegates/schools.
- **‘Wave Your Virtual Flag’ (optional).**
 - Submit a drawing of your country’s flag for our virtual Celebration of Nations.
- **‘Songwriting Online Workshop’ (optional).**
 - Work with a Performer and Emmy nominated artist, Alexander Star, to write and record original songs on SDG themes. Through this creative process, students learn to compose, record, and perform original music with other delegates.
 - Submit student applications for consideration for the songwriting workshop by submitting a draft of five bullet points of their thoughts and feelings about the SDG assigned to one of the 2020-2021 MMUN Online Conferences:
 - 2021 FEBRUARY ONLINE - ZERO HUNGER SDG 2
 - 2021 MARCH ONLINE - DECENT WORK AND ECONOMIC GROWTH SDG 8
 - 2021 MAY ONLINE - NO POVERTY SDG 1

You will be contacted by MMUN if one of your students is selected to participate.

- **‘Submit Your Questions to a Real UN Ambassador’ (optional).**
 - Submit your student’s questions for a Real UN Ambassador by filling out this Google Form (maximum of two questions per student). MMUN will collect questions from delegates and a selection for consideration by the ambassadors to be addressed in their speeches.
- **‘Complete Your Fellow Student Ambassador Profile’ (optional).**
 - Delegates complete their profiles, return them to MMUN where it is converted into a “Fellow Student Ambassadors” booklet. Once created, the booklet will be sent to each delegate. On Orientation day, as delegates introduce themselves, their pages will be spotlighted
 - Ask your Students or their Parents to submit their Ambassador profiles on the delegates, including:
 - Conference Attending
 - School Name/Group Name
 - Coordinator First Name
 - Coordinator Last Name
 - Students’ photos (optional)
 - Students’ First Name
 - Students’ Last Name (not to be published)

REGISTRATION STEPS

STEP 3 (COMMITTEE ASSIGNMENTS AND POSITION PAPER UPLOAD)



- Students' Nationality
 - Committee
 - Country/Press Corp Agency or Cyberbullying Group Student is representing
 - Email Address for Student or Students' Parent (to receive final booklet)
 - One Favorite Fact about the Country they are representing
 - Students' Best MMUN Memory
 - Students' Goal for the Conference
-
- **'MMUN-in-a-Minute Video Project' (optional).**
 - Record one minute of your MMUN preparation on video before attending an MMUN Conference. Have your teacher, family, or a fellow delegate record you and your friends working on your research or speech and share the video with us.
 - Submit your classroom or students' 1-minute videos.
 - We will collect and merge the videos that we receive to create a final compilation which will be posted on a dedicated conference web page.

 - **'Electronic Country Display' (optional).**
 - Electronic Country Display Boards are a great opportunity to showcase the culture, geography, and traditions of the country which your delegates represent.
 - Submit your students' electronic country displays (i.e. photos, powerpoints, jpegs, etc.).



Inspiring youth
to
create a better world

2021 ONLINE CONFERENCE COMPLETE REGISTRATION GUIDELINES

Share Your Voice with the World

MMUN POLICIES

Updated Policies

Please read carefully and download our [Updated Policies](#).